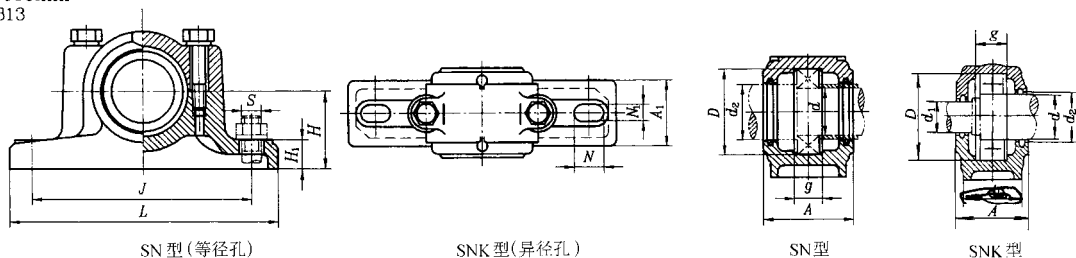


第8章 滚动轴承

G1 滚动轴承座(表 G8-1)

表 G8-1 二螺柱轴承座(摘自 GB/T 7813—1998)

滚动轴承座
通用圆柱孔轴承
d80~160mm
GB7813



轴承座代号		轴承座尺寸														适用轴承代号				
SN 型等 径孔	SNK 型 异径孔	d	d_2	d_1	D	g	A max	A_1	H	H_1 max	L	J	S	N_1	N	深沟球轴 承 SN 型	调心球轴 承 SN、 SNK 型	调心滚子轴 承 SN、SNK 型		
		mm																		
SN205	SNK205	25	30	20	52	25	72	46	40	22	165	130	M12	15	20	6205	1205	2205	22205c	
SN305	SNK305				62	34	82	52	50	22	185	150	M12	15	20	6305	1305	2305	—	21305c
SN206	SNK206	30	35	25	62	30	77	52	50	22	185	150	M12	15	20	6206	1206	2206	22206c	
SN306	SNK306				72	37	82	52	50	22	185	150	M12	15	20	6306	1306	2306	—	21306c
SN207	SNK207	35	45	30	72	33	82	52	50	22	185	150	M12	15	20	6207	1207	2207	22207c	
SN307	SNK307				80	41	90	60	60	25	205	170	M12	15	20	6307	1307	2307	—	21307c
SN208	SNK208	40	50	35	80	33	85	60	60	25	205	170	M12	15	20	6208	1208	2208	22208c	
SN308	SNK308				90	43	95	60	60	25	205	170	M12	15	20	6308	1308	2308	22308c	21308c
SN209	SNK209	45	55	40	85	31	85	60	60	25	205	170	M12	15	20	6209	1209	2209	22209c	
SN309	SNK309				100	46	105	70	70	28	255	210	M16	18	23	6309	1309	2309	22309c	21309c
SN210	SNK210	50	60	45	90	33	90	60	60	25	205	170	M12	15	20	6210	1210	2210	22210c	
SN310	SNK310				110	50	115	70	70	30	255	210	M16	18	23	6310	1310	2310	22310c	21310c
SN211	SNK211	55	65	50	100	33	95	70	70	28	255	210	M16	18	23	6211	1211	2211	22211c	
SN311	SNK311				120	53	120	80	80	30	275	230	M16	18	23	6311	1311	2311	22311c	21311c
SN212	SNK212	60	70	55	110	38	105	70	70	30	255	210	M16	18	23	6212	1212	2212	22212c	
SN312	SNK312				130	56	125	80	80	30	280	230	M16	18	23	6312	1312	2312	22312c	21312c
SN213	SNK213	65	75	60	120	43	110	80	80	30	275	230	M16	18	23	6213	1213	2213	22213c	
SN313	SNK313				140	58	130	90	95	32	315	260	M20	22	27	6313	1313	2313	22313c	21313c
SN214	SNK214	70	80	65	125	44	115	80	80	30	275	230	M16	18	23	6214	1214	2214	22214c	
SN314	SNK314				150	61	130	90	95	32	320	260	M20	22	27	6314	1314	2314	22314c	21314c

(续)

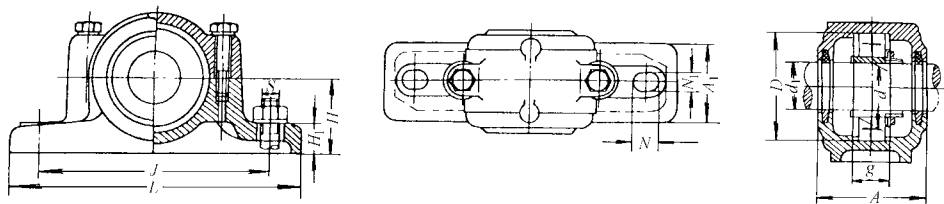
轴承座代号		轴承座尺寸														适用轴承代号					
SN 型等 径孔	SNK 型 异径孔	<i>d</i>	<i>d</i> ₂	<i>d</i> ₁	<i>D</i>	<i>g</i>	<i>A</i> max	<i>A</i> ₁	<i>H</i>	<i>H</i> ₁ max	<i>L</i>	<i>J</i>	<i>S</i>	<i>N</i> ₁	<i>N</i>	深沟球轴 承 SN 型	调心球轴 承 SN、 SNK 型		调心滚子轴 承 SN、SNK 型		
		mm																			
SN215	SNK215	75	85	70	130	41	115	80	80	30	280	230	M16	18	23	6215	1215	2215	22215c		
SN315	SNK315				160	65	140	100	100	35	345	290	M20	22	27	6315	1315	2315	22315c	21315c	
SN216	SNK216	80	90	75	140	43	120	90	95	32	315	260	M20	22	27	6216	1216	2216	22216c	—	
SN316	SNK316				170	68	145	100	112	35	345	290	M20	22	27	6316	1316	2316	22316c	21316c	
SN217	SNK217	85	95	80	150	46	125	90	95	32	320	260	M20	22	27	6217	1217	2217	22217c	—	
SN317	SNK317				180	70	155	110	112	40	380	320	M24	26	32	6317	1317	2317	22317c	21317c	
SN218	SNK218	90	100	85	160	62.4	145	100	100	35	345	290	M20	22	27	6218	1218	2218	22218c	23218c	
SN220	SNK318	100	115	95	180	70.3	160	110	112	40	380	320	M24	26	32	6220	1220	2220	22220c	23220c	
SN222	SNK222	110	125	105	200	80	175	120	125	45	410	350	M24	26	32	6222	1222	2222	22222c	23222c	
SN224	SNK224	120	135	115	215	86	185	120	140	45	410	350	M24	26	32	—	—	—	22224c	23224c	
SN226	SNK226	130	145	125	230	90	190	130	150	50	445	380	M24	26	32	—	—	—	22226c	23226c	
SN228	SNK228	140	155	135	250	98	205	150	150	50	500	420	M30	33	42	—	—	—	22228c	23228c	
SN230	SNK230	150	165	145	270	106	220	160	160	60	530	450	M30	33	42	—	—	—	22230c	23230c	
SN232	SNK232	160	175	150	290	114	235	160	170	60	550	470	M30	33	42	—	—	—	22232c	23232c	

所列调心滚子轴承代号为基本代号，它包括非对称型调心滚子轴承(对 SN 型 22205、22206、22207 除外)和对称型调心滚子轴承 C 型、CC 型结构。

SN 224 ~ SN 232 和 SNK224 ~ SNK 232 应装有吊环螺钉。

只采用 SNK 型轴承座。

表 G8-2 带紧定套的等径二螺柱轴承座(摘自 GB/T7813—1998)



轴承座 代号	尺寸 /mm														质 量 /kg	适用轴承代号							
	<i>d</i> ₁	<i>d</i>	<i>D</i>	<i>g</i>	<i>A</i> max	<i>A</i> ₁	<i>H</i>	<i>H</i> ₁ max	<i>L</i>	<i>J</i>	<i>S</i>	<i>N</i> ₁	<i>N</i>	<i>W</i>		调心球轴 承				调心滚子轴 承			
																轴 承	紧 定 套	轴 承	紧 定 套	轴 承	紧 定 套	轴 承	紧 定 套
SN 505	20	25	52	25	72	46	40	22	165	130	M12	15	20	1.4	1205K	H205	2205K	H305	—	—	—	—	

(续)

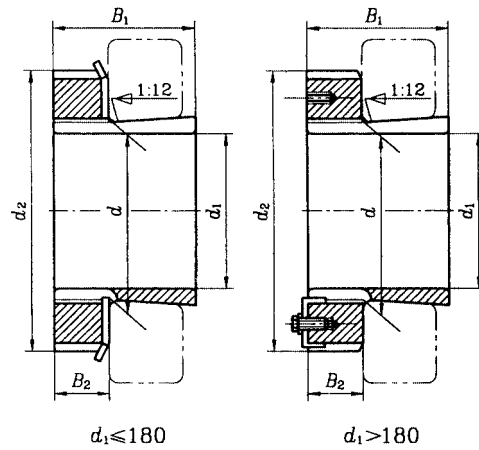
轴承座代号	尺寸/mm													质量/kg	适用轴承代号							
	d_1	d	D	g	A_{max}	A_1	H	H_{1max}	L	J	S	N_1	N		W	调心球轴承				调心滚子轴承		
														轴承		紧定套	轴承	紧定套	轴承	紧定套	轴承	紧定套
SN605			62	34	82	52	50	22	185	150	M12	15	20	2.0	1305K	H305	2305K	H2305	—	—	—	—
SN506	25	30	62	30	82	52	50	22	185	150	M12	15	20	1.9	1206K	H206	2206K	H306	—	—	—	—
SN606			72	37	85	52	50	22	185	150	M12	15	20	2.2	1306K	H306	2306K	H2306	—	—	—	—
SN507	30	35	72	33	85	52	50	22	185	150	M12	15	20	2.1	1207K	H207	2207K	H307	—	—	—	—
SN607			80	41	92	60	60	25	205	170	M12	15	20	3.3	1307K	H307	2307K	H2307	—	—	—	—
SN508	35	40	80	33	92	60	60	25	205	170	M12	15	20	3.1	1208K	H208	2208K	H308	22208CK	H308	—	—
SN608			90	43	100	60	60	25	205	170	M12	15	20	3.4	1308K	H308	2308K	H2308	21308CK	H308	22308CK	H2308
SN509	40	45	85	31	92	60	60	25	205	170	M12	15	20	2.9	1209K	H209	2209K	H309	22209CK	H309	—	—
SN609			100	46	105	70	70	28	255	210	M16	15	23	4.7	1309K	H309	2309K	H2309	21309CK	H309	22309CK	H2309
SN510	45	50	90	33	100	60	60	25	205	170	M12	18	20	3.3	1210K	H210	2210K	H310	22210CK	H310	—	—
SN610			110	50	115	70	70	30	255	210	M16	15	23	5.0	1310K	H310	2310K	H2310	21310CK	H310	22310CK	H2310
SN511	50	55	100	33	105	70	70	28	255	210	M16	18	23	4.6	1211K	H211	2211K	H311	22211CK	H311	—	—
SN611	50	55	120	53	120	80	80	30	275	230	M16	18	23	6.6	1311K	H311	2311K	H2311	21311CK	H311	22311CK	H2311
SN512	55	60	110	38	115	70	70	30	255	210	M16	18	23	5.4	1212K	H212	2212K	H312	22212CK	H312	—	—
SN612			130	56	125	80	80	30	280	230	M16	18	23	7.3	1312K	H312	2312K	H2312	21312CK	H312	22312CK	H2312
SN513	60	65	120	43	120	80	80	30	275	230	M16	18	23	6.7	1213K	H213	2213K	H313	22213CK	H313	—	—
SN613			140	58	135	90	95	32	315	260	M20	18	27	9.9	1313K	H313	2313K	H2313	21313CK	H313	22313CK	H2313
SN515	65	75	130	41	125	80	80	30	280	230	M16	22	23	7.3	1215K	H215	2215K	H315	22215CK	H315	—	—
SN615			160	65	145	100	100	35	345	290	M20	18	27	13.3	1315K	H315	2315K	H2315	21315CK	H315	22315CK	H2315
SN516	70	80	140	43	135	90	95	32	315	260	M20	22	27	9.3	1216K	H216	2216K	H316	22216CK	H316	—	—
SN616			170	68	150	100	112	35	345	290	M20	22	27	14.3	1316K	H316	2316K	H2316	21316CK	H316	22316CK	H2316
SN517	75	85	150	46	140	90	95	32	320	260	M20	22	27	9.8	1217K	H217	2217K	H317	22217CK	H317	—	—
SN617			180	70	165	110	112	40	380	320	M24	22	32	15	1317K	H317	2317K	H2317	21317CK	H317	22317CK	H2317
SN518	80	90	160	62.4	145	100	100	35	345	290	M20	26	27	12.5	1218K	H218	2218K	H318	22218CK	H318	23218CK	H2318
SN520	90	100	180	70.3	165	110	112	40	380	320	M24	22	32	17	1220K	H220	2220K	H320	22220CK	H320	23220CK	H2320
SN522	100	110	200	80	177	120	125	45	410	350	M24	26	32	18.5	1222K	H222	2222K	H322	22222CK	H322	23222CK	H2322
SN524	110	120	215	86	187	120	140	45	410	350	M24	26	32	24.5					22224CK	H3124	23224CK	H2324
SN526	115	130	230	90	192	130	150	50	445	380	M24	26	32	30					22226CK	H3126	23226CK	H2326
SN528	125	140	250	98	207	150	150	50	500	420	M30	28	40	38					22228CK	H3128	23228CK	H2328
SN530	135	150	270	106	224	160	160	60	530	450	M30	33	40	45.6					22230CK	H3130	23230CK	H2330
SN532	140	160	290	114	237	160	170	60	550	470	M30	33	40	53.8					22232CK	H3132	23232CK	H2332

所列调心滚子轴承代号为基本代号，它包括非对称型调心滚子轴承(21300 系列除外)和对称型调心滚子轴承 C 型、CC 型结构。

SN524 ~ SN532 型轴承座应装吊环螺钉。

G2 紧定套和退卸套(表 G8-2、表 G8-3)

表 G8-3 紧定套 (摘自 JB/T 7919, 2—1995)



尺 寸						质量	基本型号	组成零件		
d_1	d	d_2	B_1	B_2	G	W	紧定套	紧定衬套	锁紧螺母	锁紧垫圈
mm						kg				
20	25	38	26	8	M25×1.5	0.070	H205	A205	KM05	MB05
		38	29	8	M25×1.5	0.075	H305	A305	KM05	MB05
25	30	45	27	8	M30×1.5	0.10	H305	A206	KM06	MB06
		45	31	8	M30×1.5	0.11	H306	A306	KM06	MB06
30	35	52	29	9	M35×1.5	0.13	H207	A207	KM07	MB07
		52	35	9	M35×1.5	0.14	H307	A307	KM07	MB07
		52	43	9	M35×1.5	0.17	H2307	A2307	KM07	MB07
35	40	58	31	10	M40×1.5	0.17	H208	A208	KM08	MB08
		58	36	10	M40×1.5	0.19	H308	A308	KM08	MB08
		58	46	10	M40×1.5	0.22	H2308	A2308	KM08	MB08
40	45	65	33	11	M45×1.5	0.23	H209	A209	KM09	MB09
		65	39	11	M45×1.5	0.25	H309	A309	KM09	MB09
		65	50	11	M45×1.5	0.28	H2309	A2309	KM09	MB09
45	50	70	35	12	M50×1.5	0.27	H210	A210	KM10	MB10
		70	42	12	M50×1.5	0.30	H310	A310	KM10	MB10
		70	55	12	M50×1.5	0.36	H2310	A2310	KM10	MB10
50	55	75	37	12	M55×2	0.31	H211	A211	KM11	MB11
		75	45	12	M55×2	0.35	H311	A311	KM11	MB11
		75	59	12	M55×2	0.42	H2311	A2311	KM11	MB11
55	60	80	38	13	M60×2	0.35	H212	A212	KM12	MB12
		80	47	13	M60×2	0.39	H312	A312	KM12	MB12
		80	62	13	M60×2	0.48	H2312	A2312	KM12	MB12

(续)

尺寸						质量	基本型号	组成零件		
d_1	d	d_2	B_1	B_2	G	W	紧定套	紧定衬套	锁紧螺母	锁紧垫圈
mm						kg				
60	65	85	40	14	M65×2	0.40	H213	A213	KM13	MB13
		85	50	14	M65×2	0.46	H313	A313	KM13	MB13
		85	65	14	M65×2	0.55	H2313	A2313	KM13	MB13
		70	92	68	14	M70×2	0.90	H2314	A2314	KM14
65	75	98	43	15	M75×2	0.71	H215	A215	KM15	MB15
		98	55	15	M75×2	0.83	H315	A315	KM15	MB15
		98	73	15	M75×2	1.05	H2315	A2315	KM15	MB15
70	80	105	46	17	M80×2	0.88	H216	A216	KM16	MB16
		105	59	17	M80×2	1.00	H316	A316	KM16	MB16
		105	78	17	M80×2	1.30	H2316	A2316	KM16	MB16
75	85	110	50	18	M85×2	1.00	H217	A217	KM17	MB17
		110	63	18	M85×2	1.20	H317	A317	KM17	MB17
		110	82	18	M85×2	1.45	H2317	A2317	KM17	MB17
80	90	120	52	18	M90×2	1.20	H218	A218	KM18	MB18
		120	65	18	M90×2	1.35	H318	A318	KM18	MB18
		120	86	18	M90×2	1.70	H2318	A2318	KM18	MB18
85	95	125	55	19	M95×2	1.35	H219	A219	KM19	MB19
		125	68	19	M95×2	1.55	H319	A319	KM19	MB19
		125	90	19	M95×2	1.90	H2319	A2319	KM19	MB19
90	100	130	58	20	M100×2	1.50	H220	A220	KM20	MB20
		130	71	20	M100×2	1.70	H320	A320	KM20	MB20
		130	76	20	M100×2	—	H3120	A3120	KM20	MB20
		130	97	20	M100×2	2.15	H2320	A2320	KM20	MB20
95	105	140	60	20	M105×2	1.70	H221	A221	KM21	MB21
		140	74	20	M105×2	1.95	H321	A321	KM21	MB21
100	110	145	63	21	M110×2	1.90	H222	A222	KM22	MB22
		145	77	21	M110×2	2.20	H322	A322	KM22	MB22
		145	81	21	M110×2	—	H3122	A3122	KM22	MB22
		145	105	21	M110×2	2.75	H2322	A2322	KM22	MB22
110	120	145	22	22	M120×2	1.95	H3024	A3024	KML24	MBL24
		155	88	22	M120×2	2.65	H3124	A3124	KM24	MB24
		155	112	22	M120×2	3.20	H2324	A2324	KM24	MB24
115	130	155	80	23	M130×2	2.85	H3026	A3026	KML26	MBL26
		165	92	23	M130×2	3.65	H3126	A3126	KM26	MB26
		165	121	23	M130×2	4.60	H2326	A2326	KM26	MB26

(续)

尺 寸						质量	基本型号	组 成 零 件		
d_1	d	d_2	B_1	B_2	G	W	紧定套	紧定衬套	锁紧螺母	锁紧垫圈
mm						kg				
125	140	165	82	24	M140×2	3.15	H3028	A3028	KML28	MBL28
		180	97	24	M140×2	4.35	H3128	A3128	KM28	MB28
		180	131	24	M140×2	5.755	H2328	A2328	KM28	MB28
135	150	180	87	26	M150×2	3.90	H3030	A3030	KML30	MBL30
		195	111	26	M150×2	5.50	H3130	A3130	KM30	MB30
		195	139	26	M150×2	6.60	H2330	A2330	KM30	MB30
140	160	190	93	28	M160×3	5.20	H3032	A3032	KML32	MBL32
		210	119	28	M160×3	7.65	H3132	A3132	KM32	MB32
		210	147	28	M160×3	9.15	H2332	A2332	KM32	MB32
150	170	200	101	29	M170×3	6.00	H3034	A3034	KML34	MBL34
		220	122	29	M170×3	8.40	H3134	A3134	KM34	MB34
		220	154	29	M170×3	10.0	H2334	A2334	KM34	MB34
160	180	210	109	30	M180×3	6.85	H3036	A3036	KML36	MBL36
		230	131	30	M180×3	9.50	H3136	A3136	KM36	MB36
		230	161	30	M180×3	11.0	H2336	A2336	KM36	MB36
170	190	220	112	31	M190×3	7.45	H3038	A3038	KML38	MBL38
		240	141	31	M190×3	11.0	H3138	A3138	KM38	MB38
		240	169	31	M190×3	12.5	H2338	A2338	KM38	MB38
180	200	240	120	32	M200×3	9.20	H3040	A3040	KML40	MBL40
		250	150	32	M200×3	12.0	H3140	A3140	KM40	MB40
		250	176	32	M200×3	14.0	H2340	A2340	KM40	MB40
200	220	260	126	41	T220×4	10.5	H3044	A3044	KML44	MSL44
		280	161	44	T220×4	15.0	H3144	A3144	KM44	MS44
		280	186	44	T220×4	17.0	H2344	A2344	KM44	MS44
220	240	290	133	46	T240×4	13.0	H3048	A3048	KML48	MSL48
		300	172	46	T240×4	18.0	H3148	A3148	KM48	MS48
		300	199	46	T240×4	20.0	H2348	A2348	KM48	MS48
240	260	310	145	46	T260×4	15.5	H3052	A3052	KML52	MSL52
		330	190	49	T260×4	22.5	H3152	A3152	KM52	MS52
		330	211	49	T260×4	25.0	H2352	A2352	KM52	MS52
260	280	330	152	50	T280×4	17.5	H3056	A3056	KML56	MSL56
		350	195	51	T280×4	25.0	H3156	A3156	KM56	MS56
		350	224	51	T280×4	26.5	H2356	A2356	KM56	MS56

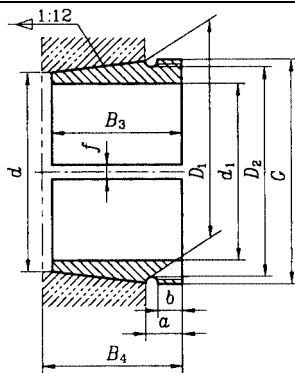
(续)

尺寸						质量	基本型号	组成零件		
d_1	d	d_2	B_1	B_2	G	W	紧定套	紧定衬套	锁紧螺母	锁紧垫圈
mm						kg				
280	300	360	168	54	T300×4	23.0	H3060	A3060	KML60	MSL60
		380	208	53	T300×4	30.0	H3160	A3160	KM60	MS60
		380	240	53	T300×4	—	H3260	A3260	KM60	MS60
300	320	380	171	55	T320×5	24.5	H3064	A3064	KML64	MSL64
		400	226	56	T320×5	35.0	H3164	A3164	KM64	MS64
		400	258	56	T320×5	39.0	H3264	A3264	KM64	MS64
320	340	400	187	58	T340×5	28.5	H3068	A3068	KML68	MSL68
		440	254	72	T340×5	—	H3168	A3168	KM68	MD68
		440	288	72	T340×5	—	H3268	A3268	KM68	MS68
340	360	420	188	58	T360×5	30.5	H3072	A3072	KML72	MSL72
		460	259	75	T360×5	—	H3172	A3172	KM72	MS72
		460	299	75	T360×5	—	H3272	A3272	KM72	MS72
360	380	450	193	62	T380×5	36.0	H3076	A3076	KML76	MSL76
		490	264	77	T380×5	—	H3176	A3176	KM76	MS76
		490	310	77	T380×5	—	H3276	A3276	KM76	MS76
380	400	470	210	66	T400×5	41.5	H3080	A3080	KML80	MSL80
		520	272	82	T400×5	—	H3180	A3180	KM80	MS80
		520	328	82	T400×5	—	H3280	A3280	KM80	MS80
400	420	490	212	66	T420×5	43.5	H3084	A3084	KML84	MSL84
		540	304	90	T420×5	—	H3184	A3184	KM84	MS84
		540	352	90	T420×5	—	H3284	A3284	KM84	MS84
410	440	520	228	77	T440×5	—	H3088	A3088	KML88	MSL88
		560	370	90	T440×5	—	H3188	A3188	KM88	MS88
		560	361	90	T440×5	—	H3288	A3288	KM88	MS88
430	460	540	234	77	T460×5	—	H3092	A3092	KML92	MSL92
		580	326	95	T460×5	—	H3192	A3192	KM92	MS92
		580	382	95	T460×5	—	H3292	A3292	KM92	MS92
450	480	560	237	77	T480×5	73.5	H3096	A3096	KML96	MSL96
		620	335	95	T480×5	—	H3196	A3196	KM96	MS96
		620	397	95	T480×5	—	H3296	A3296	KM96	MS96
470	500	580	247	85	T500×5	—	H30/500	A30/500	KML100	MSL96
		630	356	100	T500×5	—	H31/500	A31/500	KM100	MS100
		630	428	100	T500×5	—	H32/500	A32/500	KM100	MS100

注: 紧定套基本尺寸请查 JB/T 7919.3—1995 锁紧螺母基本尺寸请查 JB/T 7919.4—1995

锁紧垫圈基本尺寸请查 JB/T 7919.5—1995, 锁紧卡基本尺寸请查 JB/T 7919.6—1995

表 G8-4 退卸套(摘自 JB/T 7919.1—1999)



尺寸										质量	基本型号	配用螺母型号
d_1	d	B_3	B_4	D_1	D_2	a	b	f	G	W	退卸衬套	
mm										kg		
35	40	25	27	41.50	41.0	9	6	2	M45×1.5	—	AH208	KM9
		29	32	41.92	41.0	9	6	2	M45×1.5	0.09	AH308	KM9
		40	43	42.76	42.0	10	7	2	M45×1.5	0.128	AH2308	KM9
40	45	26	29	46.67	46.0	9	6	2	M50×1.5	—	AH209	KM10
		31	34	47.08	46.5	9	6	2	M50×1.5	0.109	AH309	KM10
		44	47	48.08	47.5	10	7	2	M50×1.5	0.164	AH2309	KM10
45	50	28	31	51.15	51.0	10	7	2	M55×2	—	AH210	KM11
		35	38	52.33	51.5	10	7	2	M55×2	0.137	AH310	KM11
		50	53	53.50	52.0	12	9	2	M55×2	0.209	AH2310	KM11
50	55	29	32	56.83	56.0	10	7	3	M60×2	—	AH211	KM12
		37	40	57.50	56.5	10	7	3	M60×2	0.161	AH311	KM12
		54	57	58.67	57.0	13	10	3	M60×2	0.253	AH2311	KM12
55	60	32	35	62.00	61.5	11	8	3	M65×2	—	AH212	KM13
		40	43	62.67	61.5	11	8	3	M65×2	0.189	AH312	KM13
		58	61	63.92	62.0	14	11	3	M65×2	0.297	AH2312	KM13
60	65	32.5	36	67.08	66.5	11	8	3	M75×2	—	AH213	KM15
		42	45	67.83	67.0	11	8	3	M75×2	0.253	AH313	KM15
		61	64	69.08	68.5	15	12	3	M75×2	0.395	AH2313	KM15
65	70	33.5	37	72.17	71.5	11	8	3	M80×2	—	AH214	KM16
		43	47	73.00	72.5	11	8	3	M80×2	0.28	AH314	KM16
		64	68	74.42	73.5	15	12	3	M80×2	0.466	AH2314	KM16
70	75	34.5	38	77.25	76.5	11	8	3	M85×2	—	AH215	KM17
		45	49	78.17	77.5	11	8	3	M85×2	0.313	AH315	KM17
		68	72	79.75	79.0	15	12	3	M85×2	0.534	AH2315	KM17

(续)

尺寸										质量	基本型号	配用螺母型号
d_1	d	B_3	B_4	D_1	D_2	a	b	f	G	W	退卸衬套	
mm										kg		
75	80	35.5	39	82.33	81.5	11	8	3	M90×2	—	AH216	KM18
		48	52	83.42	82.5	11	8	3	M90×2	0.365	AH316	KM18
		71	75	85.00	84.5	15	12	3	M90×2	0.597	AH2316	KM18
80	85	38.5	42	87.50	87.0	12	9	3	M95×2	—	AH217	KM19
		52	56	88.67	88.0	12	9	3	M95×2	0.429	AH317	KM19
		74	78	90.17	89.5	16	13	3	M95×2	0.69	AH2317	KM19
85	90	40	44	92.67	92.0	12	9	3	M100×2	—	AH218	KM20
		53	57	93.75	93.0	12	9	3	M100×2	0.461	AH318	KM20
		63	67	94.50	94.0	13	10	3	M100×2	0.576	AH3218	KM20
		79	83	95.50	95.0	17	14	3	M100×2	0.779	AH2318	KM20
90	95	43	47	97.83	97.0	13	10	4	M105×2	—	AH219	KM21
		57	61	99.00	98.5	13	10	4	M105×2	0.532	AH319	KM21
		67	71	99.75	99.0	14	11	4	M105×2	—	AH3219	KM21
		85	89	100.83	100.0	19	16	4	M105×2	0.886	AH2319	KM21
95	100	45	49	103.00	102.5	13	10	4	M110×2	—	AH220	KM22
		59	63	104.17	103.5	13	10	4	M110×2	0.582	AH320	KM22
		64	68	104.50	104.0	14	11	4	M110×2	0.650	AH3120	KM22
		73	77	105.25	104.5	14	11	4	M110×2	0.767	AH3220	KM22
		90	94	106.25	105.5	19	16	4	M110×2	0.998	AH2320	KM22
105	110	50	54	113.33	112.5	14	11	4	M120×2	—	AH222	KM24
		63	67	114.33	113.5	15	12	4	M120×2	0.663	AH322	KM24
		68	72	114.83	114.0	14	11	4	M120×2	0.760	AH3122	KM24
		82	86	116.00	115.5	14	11	4	M125×2	0.883	AH3222	KM25
		98	102	116.92	116.0	19	16	4	M125×2	0.350	AH2322	KM25
115	120	53	57	123.50	123.0	15	12	4	M130×2	—	AH224	KM26
		60	64	124.00	123.5	16	13	4	M130×2	0.750	AH3024	KM26
		69	73	124.75	124.0	16	13	4	M130×2	—	AH324	KM26
		75	79	125.33	124.0	15	12	4	M130×2	0.950	AH3124	KM26
		90	94	126.50	126.0	16	13	4	M135×2	1.110	AH3224	KM27
		105	109	127.42	126.5	20	17	4	M135×2	1.600	AH2324	KM27
125	130	53	57	133.50	133.0	15	12	4	M140×2	—	AH226	KM28
		67	71	134.50	134.0	17	14	4	M140×2	0.930	AH3026	KM28
		74	78	135.08	134.5	17	14	4	M140×2	—	AH326	KM28
		78	82	135.58	135.0	15	12	4	M140×2	1.080	AH3126	KM28
		98	102	137.00	136.5	18	15	4	M145×2	1.580	AH3226	KM29
		115	119	138.08	137.5	22	19	4	M145×2	1.970	AH2326	KM29

(续)

尺寸										质量	基本型号	配用螺母型号
d_1	d	B_3	B_4	D_1	D_2	a	b	f	G	W	退卸衬套	
mm										kg		
135	140	56	61	143.75	143.0	16	13	4	M150×2	—	AH228	KM30
		68	73	114.67	144.0	17	14	4	M150×2	1.010	AH3028	KM30
		77	82	145.42	144.5	17	14	4	M150×2	—	AH328	KM30
		83	88	145.92	145.0	17	14	4	M150×2	1.280	AH3128	KM30
		104	109	147.58	147.0	18	15	4	M155×3	1.840	AH3228	KM31
		125	130	148.92	148.0	23	20	4	M155×3	2.330	AH2328	KM31
145	150	60	65	154.00	153.5	17	14	4	M160×3	—	AH230	KM32
		72	77	154.92	154.0	18	15	4	M160×3	1.150	AH3030	KM32
		83	88	155.83	155.0	18	15	4	M165×3	—	AH330	KM33
		96	101	156.92	156.0	18	15	4	M165×3	1.790	AH3130	KM33
		114	119	158.25	157.5	20	17	4	M165×3	2.220	AH3230	KM33
		135	140	159.42	158.5	27	24	4	M165×3	2.820	AH2330	KM33
150	160	64	69	164.25	163.0	18	15	5	M170×3	—	AH232	KM34
		77	82	165.25	164.0	19	16	5	M170×3	2.060	AH3032	KM34
		88	93	166.17	165.0	19	16	5	M180×3	—	AH332	KM36
		103	108	167.42	166.0	19	16	5	M180×3	2.870	AH3132	KM36
		124	130	168.92	167.0	23	20	5	M180×3	4.080	AH3232	KM36
		140	146	169.92	168.0	27	24	5	M180×3	4.72	AH2332	KM36
160	170	69	74	174.58	173.0	19	16	5	M180×3	—	AH234	KM36
		85	90	175.83	174.0	20	17	5	M180×3	2.430	AH3034	KM36
		93	98	176.50	175.0	20	17	5	M190×3	—	AH334	KM38
		104	109	177.00	176.0	19	16	5	M190×3	3.040	AH3134	KM38
		134	140	179.42	178.0	27	24	5	M190×3	4.80	AH3234	KM38
		146	152	180.42	179.0	27	24	5	M190×3	5.25	AH2334	KM38
170	180	69	74	184.58	183.0	19	16	5	M190×3	—	AH236	KM38
		92	98	186.25	185.0	23	17	5	M190×3	2.81	AH3036	KM38
		105	110	187.50	186.0	20	17	5	M200×3	—	AH2236	KM40
		116	122	188.33	187.0	22	19	5	M200×3	3.76	AH3136	KM40
		140	146	189.92	188.0	27	24	5	M200×3	5.32	AH3236	KM40
		154	160	189.92	189.0	29	26	5	M200×3	5.83	AH2336	KM40
180	190	73	78	194.58	193.0	23	17	5	T205×4	—	AH238	HML41
		96	102	196.50	195.0	24	18	5	T205×4	3.32	AH3038	HML41
		112	117	197.75	196.0	24	18	5	T210×4	—	AH2238	KM42
		125	131	198.75	197.0	26	20	5	T210×4	4.89	AH3138	KM42
		145	152	200.08	199.0	31	25	5	T210×4	5.90	AH3238	KM42
		160	167	201.25	200.0	32	26	5	T210×4	6.63	AH2338	KM42

(续)

尺寸										质量	基本型号	配用螺 母型号
d_1	d	B_3	B_4	D_1	D_2	a	b	f	G	W	退卸衬套	
mm										kg		
190	200	77	82	204.83	203.0	24	18	5	T215×4	—	AH240	HML42
		102	108	206.92	205.0	25	19	5	T215×4	3.80	AH3240	HML43
		118	123	208.17	207.0	25	19	5	T220×4	—	AH2240	KM44
		134	140	209.42	208.0	27	21	5	T220×4	5.49	AH3140	KM44
		153	160	210.75	209.0	31	25	5	T220×4	6.68	AH3240	KM44
		170	177	211.75	210.0	36	30	5	T220×4	7.54	AH2340	KM44
200	220	85	91	225.58	224.0	24	18	5	T235×4	—	AH244	HML47
		111	117	227.58	226.0	26	20	5	T235×4	7.40	AH3044	HML47
		130	136	229.17	228.0	26	20	5	T240×4	—	AH2244	KM48
		145	151	230.17	229.0	29	23	5	T240×4	10.40	AH3144	KM48
		181	189	232.75	231.0	36	30	5	T240×4	13.50	AH2344	KM48
220	240	96	102	246.17	245.0	28	22	5	T260×4	—	AH248	HML52
		116	123	248.00	247.0	27	21	5	T260×4	8.75	AH3048	HML52
		144	150	250.25	249.0	27	21	5	T260×4	—	AH2248	KM52
		154	161	250.83	249.0	31	25	5	T260×4	12.0	AH3148	KM52
		189	197	253.42	252.0	36	30	5	T260×4	15.50	AH2348	KM52
240	260	105	111	266.83	265.0	29	23	6	T280×4	—	AH252	HML56
		128	135	268.83	267.0	29	23	6	T280×4	10.70	AH3052	HML56
		155	161	271.00	270.0	29	23	6	T290×4	—	AH2252	KM58
		172	179	272.25	271.0	32	26	6	T290×4	16.20	AH3152	KM58
		205	213	274.75	273.0	36	30	6	T290×4	19.60	AH2352	KM58
260	280	105	113	287.00	286.0	29	23	6	T300×4	—	AH256	HML60
		131	139	289.08	288.0	30	24	6	T300×4	12.0	AH3056	HML60
		155	163	291.08	290.0	30	24	6	T310×5	—	AH2256	KM62
		175	183	292.42	291.0	34	28	6	T310×5	17.5	AH3156	KM62
		212	220	295.33	294.0	36	30	6	T310×5	21.6	AH2356	KM62
280	300	145	153	310.08	309.0	32	26	6	T320×5	14.4	AH3060	HML64
		170	178	312.17	311.0	32	26	6	T330×5	—	AH2260	KM66
		192	200	313.67	312.0	36	30	6	T330×5	20.8	AH3160	KM66
		228	236	316.33	315.0	40	34	6	T330×5	26.0	AH3260	KM66
300	320	149	157	330.0	329.0	33	27	6	T345×5	16.0	AH3064	HML69
		180	190	333.08	332.0	33	27	6	T350×5	—	AH2264	KM70
		209	217	335.00	334.0	37	31	6	T350×5	24.5	AH3164	KM70
		246	254	337.67	336.0	42	36	6	T350×5	30.6	AH3264	KM70

(续)

尺 寸										质量	基本型号	配用螺 母型号
d_1	d	B_3	B_4	D_1	D_2	a	b	f	G	W	退卸衬套	
mm										kg		
320	340	162	171	351.42	350.0	34	28	6	T365×5	19.5	AH3068	HML73
		225	234	356.25	355.0	39	33	6	T370×5	29.0	AH3168	KM74
		264	273	359.08	358.0	44	38	6	T370×5	35.4	AH3268	KM74
340	360	167	176	371.67	370.0	36	30	6	T385×5	21.0	AH3072	HML77
		229	238	376.42	375.0	41	35	6	T400×5	33.0	AH3172	KM80
		274	283	379.95	378.0	46	40	6	T400×5	41.5	AH3272	KM80
360	380	170	180	391.92	390.0	37	31	6	T410×5	23.2	AH3076	HML82
		232	242	396.67	395.0	42	36	6	T420×5	35.7	AH3176	KM84
		284	294	400.50	399.0	48	42	6	T420×5	45.6	AH3276	KM84
380	400	183	193	412.83	411.0	33	33	6	T430×5	27.3	AH3080	HML86
		240	250	417.17	416.0	44	38	6	T440×5	39.5	AH3180	KM88
		302	312	421.83	420.0	50	44	6	T440×5	51.7	AH3280	KM88
400	420	186	196	433.0	432.0	40	34	8	T450×5	29.0	AH3084	HML90
		266	276	439.17	438.0	46	40	8	T460×5	46.5	AH3184	KM92
		321	331	443.25	442.0	52	46	8	T460×5	58.9	AH3284	KM92
420	440	194	205	453.67	452.0	41	35	8	T470×5	32.0	AH3088	HML94
		270	281	459.42	458.0	48	42	8	T480×5	49.8	AH3188	KM96
		330	341	463.92	462.0	54	48	8	T480×5	63.8	AH3288	KM96
440	460	202	213	474.17	473.0	43	37	8	T490×5	35.2	AH3092	HML98
		285	296	480.58	479.49	49	43	8	T510×6	57.9	AH3192	KM102
		349	360	485.33	484.0	56	50	8	T510×6	74.5	AH3292	KM102
460	480	205	217	494.42	493.0	44	38	8	T520×6	39.2	AH3096	HML104
		295	307	501.33	500.0	51	45	8	T530×6	63.1	AH3196	KM106
		364	376	506.50	505.0	58	52	8	T530×6	82.1	AH3296	KM106
480	500	209	221	514.58	513.0	46	40	8	T540×6	42.5	AH30/500	HML108
		313	325	522.67	521.0	53	47	8	T550×6	70.9	AH31/500	KM110
		393	405	528.75	527.0	60	54	8	T550×6	94.6	AH32/500	KM 110